



Model year: 1997-2012



Windshields Neo's

Improves wind protection

- High impact resistant material
- Easy to install, designed to fit the unit
- Available in medium and tall height

Article number:

5C2-F83J0-10	Medium height	CHF 112.-
5C2-F83J0-00-00	Tall height	CHF 112.-

Specifications

Material	Transparent acrylic
Certified conformity (CE/TÜV/WVTA)	TÜV-approved for medium-height screen only
Mounting hardware	Included in package



Top Case Carrier Neo's

For added luggage capacity

- Designed for use with the optional Yamaha 39L Top Case
- Tubular steel construction
- Specifically designed for Neo's

Article number:

5C2-W0736-00-00	CHF 78.-
-----------------	----------

Specifications

Material	Tubular steel
Certified conformity (CE/TÜV/WVTA)	N/A
Mounting hardware	Included in package. To mount the 39L Top Case on the carrier the separately available Universal Mounting Plate (article nr. 37P-F84X0-00-00) is required



Universal Mounting Plate 39L / 50L Top Case

Plate to mount the optional Yamaha 39L and 50L Top Case

- Required when used in conjunction with the optional model-dedicated rear carrier and Yamaha 39L or 50L Top Case
- Allows fitment of Yamaha's 39L or 50L Top Case

Article number:

37P-F84X0-00-00	Universal Mounting Plate	CHF 59.-
34B-F84X0-00-00	Mounting Plate Adaptor Kit Majesty 400	CHF 85.-

Specifications

Material	Hard plastic
Certified conformity (CE/TÜV/WVTA)	N/A
Mounting hardware	Not required with exception for the Majesty 400. For this model the model-specific Adaptor Kit Mounting Plate is additionally required. Mounting instructions are included in package



39L Top Case

Quality top case for extra luggage/storage capacity on your Yamaha

- Exclusively designed for Yamaha Motor by ELM Design Europe
- Easy to install and remove from your Yamaha
- Can hold a (full face) helmet or riding gear
- Available standard in Matt Black. Possibility, though, to change the colour of the lid to one that either matches your Yamaha or to a contrasting colour. See the available colours for the lid separately. A number of coloured lids can be ordered with the top case as one or separately
- Solid & durable double shell construction
- Can be locked and for added convenience even with a single key operation system


Please note – the Top Case is a stand-alone product and it is not recommended that it is installed and used with the available Yamaha Side Cases

Article number:

52S-F84A8-00-00	Matt Black	CHF 195.-
52S-F84A8-A0-00	Midnight Black (SMX)	CHF 215.-
52S-F84A8-B0-00	Avalance White (WM1)	CHF 215.-
52S-F84A8-C0-00	London Grey (DNMM)	CHF 215.-
52S-F84A8-J0-00	Competition White (BWC1)	CHF 215.-
52S-21780-09-00	Lock Set Standard	CHF 19.-
59C-281C0-00-00	Lock Set Single Key Operation	CHF 29.-

Specifications

Material	Injected PP (body & lid) / Injected PMMA (reflectors)
Certified conformity (CE/TÜV/WVTA)	N/A
Mounting hardware	Not required for some models. Other models require the model-dedicated rear carrier and the universal mounting plate. The Majesty 400 requires additionally the model-specific Mounting Plate Adaptor Kit. Please check the online Yamaha Top Case application chart what is required for your Yamaha
Suitable for	Most Yamaha scooters and motorcycles



Coloured Lid Panels 39L Top Case

Range of coloured lid panels for Yamaha's 39L top case, to exchange with the standard version

- Choose a colour that matches your Yamaha or alternatively choose a contrasting colour of your own choice
- Easy to install

Article number:

52S-F842M-00-00	Matt Black	CHF 27.-
52S-F842M-A0-00	Midnight Black (SMX)	CHF 49.-
52S-F842M-B0-00	Avalance White (WM1)	CHF 49.-
52S-F842M-C0-00	London Grey (DNMM)	CHF 49.-
52S-F842M-D0-00	Sky Blue (DBM8)	CHF 49.-
52S-F842M-E0-00	Lava Red (RM5)	CHF 49.-
34B-F842M-0F-00	Tech Armor (MDNM3)	CHF 49.-
52S-F842M-G0-00	Magnetic Blue (MDBM1)	CHF 49.-
34B-F842M-0H-00	Frozen Titanium (MYNM1)	CHF 49.-
52S-F842M-J0-00	Competition White (BWC1)	CHF 49.-
52S-F842M-I0-00	Aluminium-coloured	CHF 49.-

Specifications

Material	Injected ABS
Certified conformity (CE/TÜV/WVTA)	N/A
Mounting hardware	Not required
Suitable for	The Yamaha 39L Top Case



Passenger Backrest 39L Top Case

Backrest to fit to the front side of the optional Yamaha 39L Top Case

- Gives added comfort to your passenger
- Easy installation to the top case

Article number:

37P-F84U0-A0-00	CHF 59.-
-----------------	----------

Specifications

Material	Polyurethane
Certified conformity (CE/TÜV/WVTA)	N/A
Mounting hardware	Included in package
Suitable for	The Yamaha 39L Top Case
Does not fit with	The Yamaha 39L Top Case Touring



Inner Bag 39L Top Case

Fitting bag to put inside the optional Yamaha 39L Top Case

- Allows easy loading and unloading of your luggage from the top case
- Includes hand strap to carry around with ease

Article number:

YME-BAG39-00-00

CHF 49.-

Specifications

Material	Polyester
Certified conformity (CE/TÜV/WVTA)	N/A
Does not fit with	The Yamaha 39L Top Case Touring



Lock Set 39L/50L Top Cases

1-piece lock set to close off the Yamaha 39L/50L Top Case

- For added convenience, option with a single key operation for a number of models available. See online application chart for which models this is applicable

Article number:

52S-21780-09-00 Lock Set Standard CHF 19.-

59C-281C0-00-00 Lock Set Single Key Operation CHF 29.-

Specifications

Material	Zinc alloy/brass
Certified conformity (CE/TÜV/WVTA)	N/A
Mounting hardware	Included in package
Suitable for	The Yamaha 39L and 50L Top Case
Does not fit with	The Yamaha 39L Top Case Touring



Kick Starter

Kick starter lever to replace the standard version

- Adds style to your scooter
- Available in 4 stylish colours: white, blue, red and black

Article number:

5WW-W0795-00-00 White CHF 13.-

5WW-W0795-20-00 Blue CHF 13.-

5WW-W0795-30-00 Red CHF 13.-

5WW-W0795-40-00 Black CHF 13.-

Specifications

Material	Forged steel
Certified conformity (CE/TÜV/WVTA)	N/A
Mounting hardware	N/A. Mounting instructions included in package



YEC-40 Battery Charger

Charger that can charge the battery of your Yamaha motorcycle, scooter, ATV, SMB and/or marine products

- Contains unique battery charging technology. Fully automatic switch mode charger that analyses the state of the battery, charges and automatically switches to maintenance charging when ready
- Designed for safety: spark-free, protected from reverse polarity connections and short-circuit proof
- Light and compact; handy and easy to store
- Specially tested and approved by Yamaha service engineers to fit our range of motorcycles, scooters, ATV, SMB and other products
- Patented method for desulphation; extends life of the battery
- Also separately available: 1) indicator plug with long cable and "traffic-light" style battery indicator
2) built-in panel plug with extra long cable to mount in the dashboard of your Yamaha
3) Indicator panel 150, a combination of the indicator plug and built-in panel plug with long cable

Article number:

YME-YEC50-EU-00 EU-plug

CHF 115.-

Specifications

Type	8 step, fully automatic switch model with pulse maintenance
Dimensions	168 x 65 x 38 mm
Weight	0,6 kg
Certified conformity (CE/TÜV/WVTA)	CE-approved
Battery charge capacity	1.2-90 Ah



Article number:

YME-YEC09-EU-00 EU-plug CHF 65.-

YEC-8 Battery Charger

Charger that can charge the battery of your Yamaha motorcycle, scooter, ATV, SMB and/or Marine products

- Contains unique battery charging technology. Fully automatic switch mode charger that analyses the state of the battery, charges and automatically switches to maintenance charging when ready
- Designed for safety: spark-free, protected from reverse polarity connections and short-circuit proof
- Light and compact; handy and easy to store
- Specially tested and approved by Yamaha service engineers to fit our range of motorcycles, scooters, ATV, SMB and other products
- Patented method for desulphation; extends life of the battery
- Also separately available: 1) indicator plug with long cable and "traffic-light" style battery indicator
2) built-in panel plug with extra long cable to mount in the dashboard of your Yamaha
3) Indicator panel 150, a combination of the indicator plug and built-in panel plug with long cable

Specifications

Type	4 step, fully automatic switch model with pulse maintenance
Dimensions	140 x 50 x 38 mm
Weight	0,6 kg
Certified conformity (CE/TÜV/WVTA)	CE-approved
Battery charge capacity	1.2-32Ah



Article number:

YME-YECIP-15-00 CHF 29.-

YEC Indicator Panel 150

Combines a battery charger built-in plug and a battery charge indicator into one

- Connects to the battery chargers YEC-8 and YEC-40
- Allows a neat, solid connection point rather than a flying lead connection
- 'Traffic light' style LED indication: green, orange, red
- 1.5 m extra long cable to allow installation of connector to almost anywhere on your bike
- Rubber grommet to keep dirt out of connector
- Equipped with an inline fuse for extra safety

Specifications

Dimensions	42 x 23 x 55 mm
Weight	~100 gr
Certified conformity (CE/TÜV/WVTA)	N/A
Mounting hardware	Not required. Instructions for use included in package



Article number:

YME-YECPA-15-00 CHF 15.-

YEC Battery Charger Built-in Panel Plug

Smart and easy plug for connection from panel mount socket at the dashboard to the YEC-8 or YEC-40 battery chargers

- Allows a neat, solid connection point rather than a flying lead connection
- 1.5 m extra long cable to allow installation of connector to almost anywhere on your bike
- Rubber grommet to keep dirt out of connector
- Equipped with an inline fuse for extra safety

Specifications

Dimensions	42 x 23 x 55 mm
Weight	~100 gr
Certified conformity (CE/TÜV/WVTA)	N/A
Mounting hardware	Not required. Instructions for use included in package



Article number:

YME-YECPL-05-00 CHF 16.-


YEC Battery Charger Indicator

Gives instant and clear indication of the charge condition of your vehicle's battery

- Connects to the battery chargers YEC-8 and YEC-40
- 'Traffic light' style LED indication: green, orange, red
- 0.5 m long cable
- Rubber grommet to keep dirt out of connector
- Equipped with an inline fuse for extra safety


Specifications

Dimensions	55 x 20 x 15 mm
Weight	~80 gr
Certified conformity (CE/TÜV/WVTA)	N/A
Mounting hardware	Not required. Instructions for use included in package



The Yamaha Chain of Quality

Yamaha technicians are fully trained and equipped to offer the best service and advice for your Yamaha product. For this reason, Yamaha strongly recommends visiting an official Yamaha dealer for all your service requirements. Yamaha Genuine Parts & Accessories are especially developed, designed and tested for our Yamaha product range. Yamaha also recommends the use of Yamalube®; our own range of high-tech lubricants, the lifeblood of Yamaha engines. They are developed to carry on working effectively, no matter where you ride. Besides functional and style accessories, Yamaha offers a range of high quality, innovative riding gear designed to keep you comfortable and protected, both on- and off-road. An extensive range of casual wear is also available. For more information go to: www.yamaha-motor-acc.com



Always wear a helmet, eye protection and protective clothing when riding any type of powered vehicle. Yamaha encourages you to ride safely and respect fellow riders and the environment. All information in this brochure/catalogue is given for general guidance. Specifications and appearance of Yamaha products and non Yamaha branded products are subject to change without prior notice. Non Yamaha branded products as depicted in this brochure/catalogue are fully developed and produced by respected third parties. Yamaha does not guarantee the availability of the displayed products in local markets. The product range may be limited in some countries and Yamaha has the right to discontinue products without prior notice. Where applicable, prices of Yamaha products may vary according to local requirements and conditions but no rights can be obtained from these prices and information. Sizes of the apparel displayed are indicative - Yamaha recommends you to visit your local Yamaha dealer for the best fit. For further details and availability, please contact your local Yamaha dealer.