



Model year: 2008-2012



Article number:

13S-W0771-20-00	Competition White (BWC1) with black cushion
13S-W0771-30-00	Yamaha Blue (DPBMC) with black cushion
13S-W0771-40-00	Midnight Black (SMX) with black cushion
13S-247F0-00-00	Lunar Grey (MNM3) with black cushion
13S-247F0-10-00	Racing Red (VRC1) with black cushion

## Seat Cover YZF-R6

Cover to replace passenger seat

- Transforms bike into a single-seater for a sportier look
- Easily installed, specifically designed to fit the unit
- Available in bike-matching colour

### Specifications

Material	Injection-moulded ABS
Certified conformity (CE/TÜV/WVTA)	N/A



Article number:

13S-W0741-00-00

## Roller Protectors YZF-R6

Protectors to minimise damage to your bike

- Minimises damage if bike is accidentally dropped
- YEC engineered
- Easy installation, designed to fit the unit

### Specifications

Material	High quality anodized aluminium stays and solid nylon rollers
Certified conformity (CE/TÜV/WVTA)	N/A



Article number:

13S-W0717-40-00 Transparent  
13S-W0717-30-00 Smoke


## Double Bubble Screen YZF-R6

Screen for improved wind protection

- Provides improved wind protection
- Gives your bike the ultimate race look
- Easy installation, specifically designed to fit the unit
- Features Yamaha logo
- 45 mm higher than standard screen

### Specifications

Material	3 mm hard-coated polycarbonate
Certified conformity (CE/TÜV/WVTA)	TÜV-approved
Mounting hardware	Included in package
Does not fit with	Optional YZF-R6 Sports Screen (article nr. 13S-W0717-00-00)



## Flip-up Screen YZF-R6

Screen for improved wind protection

- Provides improved wind protection on longer distances
- Gives your bike even a more sportier look
- Easy installation, specifically designed to fit the unit
- Features Yamaha logo
- 35mm higher than standard screen

Article number:

13S-W0717-00-00

### Specifications

Material	Smoke, 3 mm hard-coated polycarbonate
Certified conformity (CE/TÜV/WVTA)	TÜV-approved
Mounting hardware	Included in package
Does not fit with	Optional YZF-R6 Double Bubble Screens



## Tank Pad YZF-R6

Protective pad for fuel tank

- Genuine Yamaha 5-piece design
- Protects fuel tank from scratches from zipper rider's jacket
- Features Yamaha tuning fork logo
- Specifically designed to fit the unit

Article number:

13S-W0790-00-00

### Specifications

Material	Solid resin
Certified conformity (CE/TÜV/WVTA)	N/A



## Yoke Protector YZF-R6

Protective pad for the handle bar top yoke

- Gives your bike that extra race look
- Protects yoke against scratches from your keys

Article number:

13S-W0708-00-00

### Specifications

Material	Carbon-look solid resin
Certified conformity (CE/TÜV/WVTA)	N/A



## Licence Plate Holder YZF-R6

Stylish licence plate holder to replace the original

- Adds more style to your bike
- Features YZF-R6 logo
- Supports the standard flashers and the optional black, chrome or carbon-look LED flashers
- Includes LED licence plate light
- Includes bracket for original reflector

Article number:

13S-F16E0-00-00

### Specifications

Material	Black anodized aluminium
Certified conformity (CE/TÜV/WVTA)	CE-approved (for licence plate light)
Mounting hardware	Included in package (brackets for licence plate light, standard flasher, optional LED flashers and standard reflector)



## LED Flashers

Set of 2 stylish flashers to replace the standard flashers

- Unique, stylish design by GK Design specially for Yamaha
- Including blinker speed regulating resistor
- 9 LEDs per blinker
- 55cm long wire with shrink sleeve
- Available in 3 variations: black, chrome and carbon-look

Article number:

YME-W0789-00-00 Black

YME-W0789-10-00 Chrome

YME-W0789-20-00 Carbon-look

### Specifications

Material	ABS housing, polycarbonate lens
Dimensions	86 x 35 x 30 mm
Certified conformity (CE/TÜV/WVTA)	CE-approved
Mounting hardware	Included in package (brackets, tie-wraps and connectors)
Suitable for	Most Yamaha motorcycles except FJR and cruiser models



## Sport Tankbag

Handy hard cover-shelled bag for carrying extra luggage on your bike

- Specially designed to match sports bikes
- Quick release system
- Expandable (11L to 16.5L) volume
- Includes map holder
- Reflective striping, rain cover included

Article number:

YME-W0750-00-00

### Specifications

Certified conformity (CE/TÜV/WVTA)	N/A
Suitable for	Most Yamaha sports motorcycles (YZF-R1, YZF-R6, FZ1-series, etc)



## City Tankbag

Tank-mounted bag for Yamaha street motorcycles

- Soft tankbag with flexible bottom and easy fixation
- 12L volume
- Includes pocket for small items such as your wallet and mobile phone
- Two map holders
- Reflective striping, rain cover included

Article number:

YME-W0750-20-00

### Specifications

Certified conformity (CE/TÜV/WVTA)	N/A
Suitable for	Most Yamaha street motorcycles; XJR1300, FZ1, FZ8, FZ6, XJ6, TDM, MT-01, MT-03, etc.



## Racing Front Wheel Stand

Stand to lift front of the bike up for quick and easy maintenance

- Two-piece design
- Adjustable stand lay-out
- Four big wheels for easy moving of the bike
- Always use in combination with the optional Racing Rear Wheel Stand (article nr. YMD-20020-43-00)

Article number:

YMD-20020-42-00

### Specifications

Material	Large diameter steel tubes
Certified conformity (CE/TÜV/WVTA)	N/A
Suitable for	All YZF-R1 and YZF-R6 models



## Racing Rear Wheel Stand

Stand to lift rear of the bike up for quick and easy maintenance


- One-piece design
- Adjustable stand lay-out
- Hooks for rear wheel removal and axle pin for parking and other mechanics works
- Four big wheels for easy moving of the bike
- Requires use of separately available swingarm spools or swingarm sliders

Article number:

YMD-20020-43-00

### Specifications

Material	Large diameter steel tubes
Certified conformity (CE/TÜV/WVTA)	N/A
Suitable for	All YZF-R1, YZF-R6, FZ1-Series, FZ8-Series and MT-01 models



## Swingarm Spools Motorcycles

Mechanical device to screw into the swingarm of the bike

- Useful in combination with the optional Racing Rear Wheel Stand (article nr. YMD-20020-43-00) in order to be able to perform maintenance or other mechanical work to your bike
- Available in 4 variations
- Per set of two

Article number:

YMD-20025-00-00 Aluminium

YMD-20025-10-00 Blue Anodised

YMD-20025-20-00 Red Anodised

YMD-20025-30-00 Gold Anodised

### Specifications

Material	Aluminium or anodised
Certified conformity (CE/TÜV/WVTA)	N/A
Suitable for	Most Yamaha motorcycles
Does not fit with	Optional Swingarm Sliders Motorcycles



## Swingarm Sliders Motorcycles

Mechanical device to screw into the swingarm of the bike

- Useful in combination with the optional Racing Rear Wheel Stand (article nr. YMD-20020-43-00) in order to be able to perform maintenance or other mechanical work to your bike
- Available in 2 variations
- Per set of two

Article number:

YMD-20025-40-00 Silver Anodised

YMD-20025-50-00 Gold Anodised

### Specifications

Material	Anodised
Certified conformity (CE/TÜV/WVTA)	N/A
Suitable for	Most Yamaha motorcycles
Does not fit with	Optional Swingarm Spools Motorcycles



## Tank Pad Yamaha

Protective pad for fuel tank

- Protects fuel tank from scratches from zipper rider's jacket
- Features Yamaha logo

Article number:

39P-W0790-10-00

### Specifications

Material	Solid resin
Certified conformity (CE/TÜV/WVTA)	N/A
Suitable for	Most Yamaha motorcycles except the cruiser, off-road and enduro models



Article number:

YME-YEC40-EU-00 EU-plug

YME-YEC40-UK-00 UK-plug

## YEC-40 Battery Charger

Charger that can charge the battery of your Yamaha motorcycle, scooter, ATV, SMB and/or marine products

- Contains unique battery charging technology. Fully automatic switch mode charger that analyses the state of the battery, charges and automatically switches to maintenance charging when ready
- Designed for safety: spark-free, protected from reverse polarity connections and short-circuit proof
- Light and compact; handy and easy to store
- Specially tested and approved by Yamaha service engineers to fit our range of motorcycles, scooters, ATV, SMB and other products
- Patented method for desulphation; extends life of the battery
- Also separately available: 1) indicator plug with long cable and "traffic-light" style battery indicator  
2) built-in panel plug with extra long cable to mount in the dashboard of your Yamaha  
3) Indicator panel 150, a combination of the indicator plug and built-in panel plug with long cable

### Specifications

Type	8 step, fully automatic switch model with pulse maintenance
Dimensions	168 x 65 x 38 mm
Weight	0,6 kg
Certified conformity (CE/TÜV/WVTA)	CE-approved
Battery charge capacity	1.2-90 Ah



Article number:

YME-YEC08-EU-00 EU-plug

YME-YEC08-UK-00 UK-plug

## YEC-8 Battery Charger

Charger that can charge the battery of your Yamaha motorcycle, scooter, ATV, SMB and/or Marine products

- Contains unique battery charging technology. Fully automatic switch mode charger that analyses the state of the battery, charges and automatically switches to maintenance charging when ready
- Designed for safety: spark-free, protected from reverse polarity connections and short-circuit proof
- Light and compact; handy and easy to store
- Specially tested and approved by Yamaha service engineers to fit our range of motorcycles, scooters, ATV, SMB and other products
- Patented method for desulphation; extends life of the battery
- Also separately available: 1) indicator plug with long cable and "traffic-light" style battery indicator  
2) built-in panel plug with extra long cable to mount in the dashboard of your Yamaha  
3) Indicator panel 150, a combination of the indicator plug and built-in panel plug with long cable

### Specifications

Type	4 step, fully automatic switch model with pulse maintenance
Dimensions	140 x 50 x 38 mm
Weight	0,6 kg
Certified conformity (CE/TÜV/WVTA)	CE-approved
Battery charge capacity	1.2-32Ah



Article number:

YME-YECIP-15-00

## YEC Indicator Panel 150

Combines a battery charger built-in plug and a battery charge indicator into one

- Connects to the battery chargers YEC-8 and YEC-40
- Allows a neat, solid connection point rather than a flying lead connection
- 'Traffic light' style LED indication: green, orange, red
- 1.5 m extra long cable to allow installation of connector to almost anywhere on your bike
- Rubber grommet to keep dirt out of connector
- Equipped with an inline fuse for extra safety

### Specifications

Dimensions	42 x 23 x 55 mm
Weight	~100 gr
Certified conformity (CE/TÜV/WVTA)	N/A
Mounting hardware	Not required. Instructions for use included in package



Article number:

YME-YECPA-15-00

## YEC Battery Charger Built-in Panel Plug

Smart and easy plug for connection from panel mount socket at the dashboard to the YEC-8 or YEC-40 battery chargers

- Allows a neat, solid connection point rather than a flying lead connection
- 1.5 m extra long cable to allow installation of connector to almost anywhere on your bike
- Rubber grommet to keep dirt out of connector
- Equipped with an inline fuse for extra safety

### Specifications

Dimensions	42 x 23 x 55 mm
Weight	~100 gr
Certified conformity (CE/TÜV/WVTA)	N/A
Mounting hardware	Not required. Instructions for use included in package





### YEC Battery Charger Indicator

Gives instant and clear indication of the charge condition of your vehicle's battery

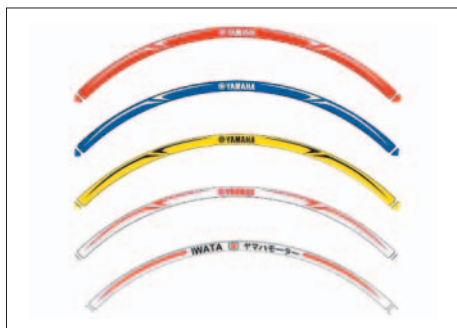
- Connects to the battery chargers YEC-8 and YEC-40
- 'Traffic light' style LED indication: green, orange, red
- 0.5 m long cable
- Rubber grommet to keep dirt out of connector
- Equipped with an inline fuse for extra safety

Article number:

YME-YECP-05-00

#### Specifications

Dimensions	55 x 20 x 15 mm
Weight	~80 gr
Certified conformity (CE/TÜV/WVTA)	N/A
Mounting hardware	Not required. Instructions for use included in package



### Rim Sticker Set

Sticker set for the rims of 17" wheels

- Embellishes your bike into a more sportier look
- Specifically designed for Yamaha
- Available in 4 colour variations featuring the Yamaha logo and 1 colour variation featuring the Yamaha Iwata graphics
- One sticker set contains stickers for 1 wheel (2 sides, 4 parts per side)
- Suitable for 17" wheels only

Article number:

YME-W0790-RS-BL Blue

YME-W0790-RS-RD Red

YME-W0790-RS-WH White

YME-W0790-RS-YE Yellow

YME-W0790-RS-IW Iwata

#### Specifications

Material	Solid resin
Certified conformity (CE/TÜV/WVTA)	N/A
Mounting hardware	Not required. Application instructions included in package
Suitable for	Most Yamaha motorcycles with 17" wheels



### The Yamaha Chain of Quality

Yamaha technicians are fully trained and equipped to offer the best service and advice for your Yamaha product. For this reason, Yamaha strongly recommends visiting an official Yamaha dealer for all your service requirements. Yamaha Genuine Parts & Accessories are especially developed, designed and tested for our Yamaha product range. Yamaha also recommends the use of Yamalube®; our own range of high-tech lubricants, the lifeblood of Yamaha engines. They are developed to carry on working effectively, no matter where you ride. Besides functional and style accessories, Yamaha offers a range of high quality, innovative riding gear designed to keep you comfortable and protected, both on- and off-road. An extensive range of casual wear is also available. For more information go to: [www.yamaha-motor-acc.com](http://www.yamaha-motor-acc.com)



Always wear a helmet, eye protection and protective clothing when riding any type of powered vehicle. Yamaha encourages you to ride safely and respect fellow riders and the environment. All information in this brochure/catalogue is given for general guidance. Specifications and appearance of Yamaha products and non Yamaha branded products are subject to change without prior notice. Non Yamaha branded products as depicted in this brochure/catalogue are fully developed and produced by respected third parties. Yamaha does not guarantee the availability of the displayed products in local markets. The product range may be limited in some countries and Yamaha has the right to discontinue products without prior notice. Where applicable, prices of Yamaha products may vary according to local requirements and conditions but no rights can be obtained from these prices and information. Sizes of the apparel displayed are indicative - Yamaha recommends you to visit your local Yamaha dealer for the best fit. For further details and availability, please contact your local Yamaha dealer.