


Model year: 2009-2012


Roller Protectors XJ-Series

Protectors to minimise damage to your bike

- Minimises damage if bike is accidentally dropped
- Easy installation
- Integrated XJ6 logo
- Tested and approved by Yamaha engineers
- For optimum protection, rollers should be replaced after an impact
- Suitable for XJ6, XJ6 Diversion and their ABS-version only

Article number:

| | | |
|-----------------|------------|-----------|
| 20S-W0741-00-00 | Set of two | CHF 175.- |
| 20S-W0741-1R-00 | Right | CHF 89.- |
| 20S-W0741-1L-00 | Left | CHF 89.- |

Specifications

| | |
|------------------------------------|---|
| Material | Steel powder-coated plates, anodized aluminium stays, nylon rollers |
| Certified conformity (CE/TÜV/WVTA) | N/A |
| Mounting hardware | Included in package |
| Does not fit with | XJ-Series optional engine guard (article nr. 20S-W0741-20-00) |



Rear Carrier XJ-Series

Support to carry extra luggage on the rear of the bike

- Designed to fit the optional 39L and 50L Top Cases
- Specifically designed to fit the XJ-Series models
- Modification of rear cowling is required; requires additional cutting in the cowling
- Available in silver and matt black

Article number:

| | | |
|-----------------|------------|-----------|
| 20S-W0736-00-00 | Silver | CHF 145.- |
| 20S-W0736-10-00 | Matt Black | CHF 145.- |

Specifications

| | |
|------------------------------------|---|
| Material | Die-cast aluminium |
| Certified conformity (CE/TÜV/WVTA) | N/A |
| Mounting hardware | Not required. However, to fit the optional Yamaha 39L and 50L Top Case the Universal Mounting Plate 39L / 50L Top Case (article nr. 37P-F84X0-00-00) is also required |



Universal Mounting Plate 39L / 50L Top Case

Plate to mount the optional Yamaha 39L and 50L Top Case

- Required when used in conjunction with the optional model-dedicated rear carrier and Yamaha 39L or 50L Top Case
- Allows fitment of Yamaha's 39L or 50L Top Case

Article number:

| | | |
|-----------------|--|----------|
| 37P-F84X0-00-00 | Universal Mounting Plate | CHF 59.- |
| 34B-F84X0-00-00 | Mounting Plate Adaptor Kit Majesty 400 | CHF 85.- |

Specifications

| | |
|------------------------------------|---|
| Material | Hard plastic |
| Certified conformity (CE/TÜV/WVTA) | N/A |
| Mounting hardware | Not required with exception for the Majesty 400. For this model the model-specific Adaptor Kit Mounting Plate is additionally required. Mounting instructions are included in package |



50L Top Case

Quality top case for extra luggage/storage capacity on your Yamaha

- Exclusively designed for Yamaha Motor by ELM Design Europe
- Easy to install and remove from your Yamaha
- Can hold two (full face) helmets or riding gear
- Available standard in Matt Black. Possibility, though, to change the colour of the lid's side panels to one that either matches your Yamaha or to a contrasting colour. The coloured lids can be ordered with the top case as one or separately. See the available colours for the lid also separately
- Solid & durable double shell construction
- Can be locked and for added convenience even with a single key operation system

Please note - the Top Case is a stand-alone product and it is not recommended that it is installed and used with the available Yamaha Side Cases

Article number:

| | | |
|-----------------|-------------------------------|--------------------------------|
| 34B-F84A8-10-00 | Matt Black | CHF 245.- |
| 34B-F84A8-1A-00 | Aluminium-coloured | CHF 245.- |
| 34B-F84A8-1B-00 | Midnight Black (SMX) | CHF 245.- |
| 34B-F84A8-1C-00 | Lava Red (RM5) | Auslauf / pas du tout livrable |
| 34B-F84A8-1D-00 | Moon Shadow (NMJ) | Auslauf / pas du tout livrable |
| 34B-F84A8-1E-00 | Tech Bronze (MDYNM3) | CHF 245.- |
| 34B-F84A8-1F-00 | Tech Armor (MDNM3) | CHF 245.- |
| 34B-F84A8-1G-00 | Sonic Grey (MDNM1) | CHF 245.- |
| 34B-F84A8-1H-00 | Magnetic Blue (MDBM1) | Auslauf / pas du tout livrable |
| 34B-F84A8-1J-00 | High Tech Silver (HTS) | CHF 245.- |
| 34B-F84A8-1K-00 | Frozen Titanium (MYNM1) | CHF 245.- |
| 34B-F84A8-1L-00 | Competition White (BWC1) | CHF 245.- |
| 52S-21780-09-00 | Lock Set Standard | CHF 19.- |
| 59C-281C0-00-00 | Lock Set Single Key Operation | CHF 29.- |

Specifications

| | |
|------------------------------------|---|
| Material | Injected PP (body & lid) / Injected PMMA (reflectors) |
| Certified conformity (CE/TÜV/WVTA) | N/A |
| Mounting hardware | Not required for some models. Other models require the model-dedicated rear carrier and the universal mounting plate. The Majesty 400 requires additionally the model-specific Mounting Plate Adaptor Kit. Please check the online Yamaha Top Case application chart what is required for your Yamaha |
| Suitable for | Most Yamaha scooters and motorcycles |



Coloured Lid Side Panels 50L Top Case

Range of coloured lid side panels for Yamaha's 50L top case, to exchange with the standard version

- Choose a colour that matches their Yamaha or alternatively choose a contrasting colour of your own choice
- Easy to install

Article number:

| | | |
|-----------------|--------------------------|--------------------------------|
| 34B-F843F-00-00 | Matt Black | CHF 105.- |
| 34B-F843F-0A-00 | Aluminium-coloured | CHF 115.- |
| 34B-F843F-0B-00 | Midnight Black (SMX) | CHF 115.- |
| 34B-F843F-0C-00 | Lava Red (RM5) | Auslauf / pas du tout livrable |
| 34B-F843F-0D-00 | Moon Shadow (NMJ) | CHF 115.- |
| 34B-F843F-0E-00 | Tech Bronze (MDYNM3) | CHF 115.- |
| 34B-F843F-0F-00 | Tech Armor (MDNM3) | CHF 115.- |
| 34B-F843F-0G-00 | Sonic Grey (MDNM1) | CHF 115.- |
| 34B-F843F-0H-00 | Magnetic Blue (MDBM1) | CHF 115.- |
| 34B-F843F-0J-00 | High Tech Silver (HTS) | CHF 115.- |
| 34B-F843F-0K-00 | Frozen Titanium (MYNM1) | CHF 115.- |
| 34B-F843F-0L-00 | Competition White (BWC1) | CHF 115.- |

Specifications

| | |
|------------------------------------|-------------------------|
| Material | Injected ABS |
| Certified conformity (CE/TÜV/WVTA) | N/A |
| Mounting hardware | Not required |
| Suitable for | The Yamaha 50L Top Case |



Passenger Backrest 50L Top Case

Backrest to fit to the front side of the optional Yamaha 50L Top Case

- Gives added comfort to your passenger
- Easy installation to the top case

Article number:

| |
|--------------|
| 37P-F840U-B0 |
|--------------|

Specifications

| | |
|------------------------------------|-------------------------|
| Material | Polyurethane |
| Certified conformity (CE/TÜV/WVTA) | N/A |
| Mounting hardware | Included in package |
| Suitable for | The Yamaha 50L Top Case |



Inner Bag 50L Top Case

Fitting bag to put inside the optional Yamaha 50L Top Case

- Allows easy loading and unloading of your luggage from the top case
- Includes hand strap to carry around with ease

Article number:

YME-BAG50-00-00

Specifications

| | |
|------------------------------------|---------------------|
| Material | Polyester |
| Certified conformity (CE/TÜV/WVTA) | N/A |
| Suitable for | Yamaha 50L Top Case |



39L Top Case

Quality top case for extra luggage/storage capacity on your Yamaha

- Exclusively designed for Yamaha Motor by ELM Design Europe
- Easy to install and remove from your Yamaha
- Can hold a (full face) helmet or riding gear
- Available standard in Matt Black. Possibility, though, to change the colour of the lid to one that either matches your Yamaha or to a contrasting colour. See the available colours for the lid separately. A number of coloured lids can be ordered with the top case as one or separately
- Solid & durable double shell construction
- Can be locked and for added convenience even with a single key operation system


Please note - the Top Case is a stand-alone product and it is not recommended that it is installed and used with the available Yamaha Side Cases

Article number:

| | |
|-----------------|-------------------------------|
| 34B-F84A8-00-00 | Matt Black |
| 34B-F84A8-0A-00 | Midnight Black (SMX) |
| 34B-F84A8-0B-00 | Avalance White (WM1) |
| 34B-F84A8-0C-00 | London Grey (DNMM) |
| 34B-F84A8-0J-00 | Competition White (BWC1) |
| 52S-21780-09-00 | Lock Set Standard |
| 59C-281C0-00-00 | Lock Set Single Key Operation |

Specifications

| | |
|------------------------------------|---|
| Material | Injected PP (body & lid) / Injected PMMA (reflectors) |
| Certified conformity (CE/TÜV/WVTA) | N/A |
| Mounting hardware | Not required for some models. Other models require the model-dedicated rear carrier and the universal mounting plate. The Majesty 400 requires additionally the model-specific Mounting Plate Adaptor Kit. Please check the online Yamaha Top Case application chart what is required for your Yamaha |
| Suitable for | Most Yamaha scooters and motorcycles |



Coloured Lid Panels 39L Top Case

Range of coloured lid panels for Yamaha's 39L top case, to exchange with the standard version

- Choose a colour that matches your Yamaha or alternatively choose a contrasting colour of your own choice
- Easy to install

Article number:

| | |
|-----------------|--------------------------|
| 34B-F842M-00-00 | Matt Black |
| 34B-F842M-0A-00 | Midnight Black (SMX) |
| 34B-F842M-0B-00 | Avalance White (WM1) |
| 34B-F842M-0C-00 | London Grey (DNMM) |
| 34B-F842M-0D-00 | Sky Blue (DBM8) |
| 34B-F842M-0E-00 | Lava Red (RM5) |
| 34B-F842M-0F-00 | Tech Armor (MDNM3) |
| 34B-F842M-0G-00 | Magnetic Blue (MDBM1) |
| 34B-F842M-0H-00 | Frozen Titanium (MYNM1) |
| 34B-F842M-0J-00 | Competition White (BWC1) |
| 34B-F842M-0L-00 | Aluminium-coloured |

Specifications

| | |
|------------------------------------|-------------------------|
| Material | Injected ABS |
| Certified conformity (CE/TÜV/WVTA) | N/A |
| Mounting hardware | Not required |
| Suitable for | The Yamaha 39L Top Case |



Passenger Backrest 39L Top Case

Backrest to fit to the front side of the optional Yamaha 39L Top Case

- Gives added comfort to your passenger
- Easy installation to the top case

Article number:
37P-F840U-A0

Specifications

| | |
|------------------------------------|---------------------------------|
| Material | Polyurethane |
| Certified conformity (CE/TÜV/WVTA) | N/A |
| Mounting hardware | Included in package |
| Suitable for | The Yamaha 39L Top Case |
| Does not fit with | The Yamaha 39L Top Case Touring |



Inner Bag 39L Top Case

Fitting bag to put inside the optional Yamaha 39L Top Case

- Allows easy loading and unloading of your luggage from the top case
- Includes hand strap to carry around with ease

Article number:
YME-BAG39-00-00

Specifications

| | |
|------------------------------------|---------------------------------|
| Material | Polyester |
| Certified conformity (CE/TÜV/WVTA) | N/A |
| Does not fit with | The Yamaha 39L Top Case Touring |



Lock Set 39L/50L Top Cases

1-piece lock set to close off the Yamaha 39L/50L Top Case

- For added convenience, option with a single key operation for a number of models available. See online application chart for which models this is applicable

Article number:
52S-21780-09-00 Lock Set Standard
59C-281C0-00-00 Lock Set Single Key Operation

Specifications

| | |
|------------------------------------|---------------------------------|
| Material | Zinc alloy/brass |
| Certified conformity (CE/TÜV/WVTA) | N/A |
| Mounting hardware | Included in package |
| Suitable for | The Yamaha 39L and 50L Top Case |
| Does not fit with | The Yamaha 39L Top Case Touring |



Flip-up Screen XJ6 Diversion

Higher screen for improved wind protection

- Gives increased wind protection
- Impact-resistant, scratch-resistant
- Easy installation, specifically designed to fit the unit
- Suitable for the XJ6 Diversion only

Article number:
20S-W0717-00-00

Specifications

| | |
|------------------------------------|---|
| Material | Transparent, hard-coated 4 mm polycarbonate |
| Certified conformity (CE/TÜV/WVTA) | TÜV-approved |
| Mounting hardware | Included in package |



Fly Screen XJ6

Fly screen for improved wind protection

- Provides improved wind protection
- Stylish addition to bike
- Integrated design – attaches perfectly to the headlights' shape
- Available in bike-matching colour
- Fits the XJ6 only

Article number:

| | |
|-----------------|--------------------------|
| 20S-W0751-92-00 | Racing Red (VRC1) |
| 20S-W0751-25-01 | Extreme Yellow (RYC1) |
| 20S-W0751-45-01 | Midnight Black (SMX) |
| 20S-W0751-90-01 | Cloudy White (NPW) |
| 20S-AC051-10-00 | Competition White (BWC1) |

Specifications

| | |
|------------------------------------|--------------|
| Material | Painted ABS |
| Certified conformity (CE/TÜV/WVTA) | TÜV-approved |
| Mounting hardware | N/A |



Seat Cover XJ-Series

Cover to replace passenger seat

- Transforms bike into a single-seater for a sportier look
- Slides over rear end of seat
- Easy installation and removal
- Available in bike-matching colour
- Suitable for XJ6, XJ6 Diversion, DiversionF and their ABS-version

Article number:

| | |
|-----------------|--------------------------|
| 20S-W0771-25-00 | Extreme Yellow (RYC1) |
| 20S-W0771-45-00 | Midnight Black (SMX) |
| 20S-W0771-90-00 | Cloudy White (NPW) |
| 20S-W0771-44-00 | Lava Red (DRMK) |
| 20S-W0771-81-00 | Graphite (DNMG) |
| 20S-W0771-63-00 | Ocean Depth (DPBMU) |
| 20S-W0771-91-00 | Racing Red (VRC1) |
| 20S-W0771-92-00 | Viper Blue (VPBC5) |
| 20S-AC071-10-00 | Competition White (BWC1) |

Specifications

| | |
|------------------------------------|-------------|
| Material | Painted ABS |
| Certified conformity (CE/TÜV/WVTA) | N/A |
| Mounting hardware | N/A |



Sub Cowling XJ-Series

Undercowling to replace standard version

- Complements styling of your bike even further
- Available in bike-matching colour
- Replaces standard matt black version
- Suitable for XJ6, XJ6 Diversion and their ABS-version only

Article number:

| | |
|-----------------|--------------------------|
| 20S-W0714-25-00 | Extreme Yellow (RYC1) |
| 20S-W0714-45-00 | Midnight Black (SMX) |
| 20S-W0714-90-00 | Cloudy White (NPW) |
| 20S-W0714-44-00 | Lava Red (DRMK) |
| 20S-W0714-81-00 | Graphite (DNMG) |
| 20S-W0714-63-00 | Ocean Depth (DPBMU) |
| 20S-AC014-10-00 | Competition White (BWC1) |
| 20S-AC014-91-00 | Racing Red (VRC1) |

Specifications

| | |
|------------------------------------|--|
| Material | Painted ABS |
| Certified conformity (CE/TÜV/WVTA) | TÜV-approved |
| Mounting hardware | N/A |
| Does not fit with | Optional XJ6-Series Engine Guard (article nr. 20S-W0741-20-00) |



Engine Guards XJ-Series

Guard placed around the engine for protection

- Increased protection of the engine
- Strong metal tubes
- Easy to install, specifically designed to fit the unit
- Suitable for XJ6 and XJ6 Diversion and their ABS-version only

Article number:

20S-W0741-20-00

Specifications

| | |
|------------------------------------|--|
| Material | Black powder-coated. Metal tubes. |
| Certified conformity (CE/TÜV/WVTA) | N/A |
| Mounting hardware | Included in package |
| Does not fit with | Optional XJ-Series roller protectors (article nr. 20S-W0741-00-00) |



Rear Hugger XJ-Series

Fender mounted above rear tyre

- Protects rider and bike from water and dirt thrown up by the rear tyre
- Easy installation
- Suitable for XJ6, XJ6 Diversion, DiversionF and their ABS-version

Article number:

20S-W0706-00-00

Specifications

| | |
|------------------------------------|---------------------|
| Material | Matt Black ABS |
| Certified conformity (CE/TÜV/WVTA) | N/A |
| Mounting hardware | Included in package |



Radiator Cover Aluminium XJ6-Series

Stylish cover to replace original cover

- High-quality finish
- Improved protection against small stone impact
- Integrated XJ6 logo
- Matches optional aluminium chain guard (article nr. 20S-W0727-00-00) perfectly
- Suitable for XJ6, XJ6 Diversion and their ABS-version only

Article number:

20S-W0746-00-00

Specifications

| | |
|------------------------------------|-------------------------|
| Material | 2 mm anodized aluminium |
| Certified conformity (CE/TÜV/WVTA) | N/A |
| Mounting hardware | Included in package |



Chain Guard XJ-Series

Aluminium chain guard to replace standard black chain guard

- Complements bike's styling even further
- Protects rider from chain grease and dirt
- High-quality finish
- Integrated resin Yamaha logo
- Suitable for XJ6, XJ6 Diversion, DiversionF and their ABS-version

Article number:

20S-W0727-00-00

Specifications

| | |
|------------------------------------|-------------------------------|
| Material | 2 mm clear anodized aluminium |
| Certified conformity (CE/TÜV/WVTA) | N/A |
| Mounting hardware | Included in package |



License Plate Holder XJ-Series

Stylish license plate holder to replace the original

- Adds more style to your bike
- Features XJ6 logo
- Supports the standard flashers and the optional black, chrome or carbon-look LED flashers
- Includes LED license plate light
- Includes bracket for original reflector
- Suitable for XJ6, XJ6 Diversion, DiversionF and their ABS-version

Article number:

20S-F16E0-00-00

Specifications

| | |
|------------------------------------|--|
| Material | Black anodized aluminium |
| Certified conformity (CE/TÜV/WVTA) | CE-approved (for license plate light) |
| Mounting hardware | Included in package (brackets for license plate light, standard flasher, optional LED flashers and standard reflector) |



Main Stand Kit XJ6

Centre Stand for more stable parking

- Solid design for easy and stable parking
- Makes it easier to maintain your bike with Yamalube® oil and care products among others
- Specifically designed to fit the unit
- Fits the XJ6 only

Article number:

20S-271A0-00-00

Specifications

| | |
|------------------------------------|-------------------------------------|
| Material | Metal tubes, powder-coated in black |
| Certified conformity (CE/TÜV/WVTA) | WVTA-approved |
| Mounting hardware | N/A |



LED Flashers

Set of 2 stylish flashers to replace the standard flashers

- Unique, stylish design by GK Design specially for Yamaha
- Including blinker speed regulating resistor
- 9 LEDs per blinker
- 55cm long wire with shrink sleeve
- Available in 3 variations: black, chrome and carbon-look

Article number:

YME-W0789-00-00 Black

YME-W0789-10-00 Chrome

YME-W0789-20-00 Carbon-look

Specifications

| | |
|------------------------------------|--|
| Material | ABS housing, polycarbonate lens |
| Dimensions | 86 x 35 x 30 mm |
| Certified conformity (CE/TÜV/WVTA) | CE-approved |
| Mounting hardware | Included in package (brackets, tie-wraps and connectors) |
| Suitable for | Most Yamaha motorcycles except FJR and cruiser models |



Tank Pad XJ-Series

Protection pad for fuel tank

- Protects fuel tank from scratches from zipper rider's jacket
- Genuine Yamaha design
- Features XJ6 logo
- Specifically designed to fit the XJ6-series
- Suitable for XJ6, XJ6 Diversion, DiversionF and their ABS-version

Article number:

20S-W0790-10-00

Specifications

| | |
|------------------------------------|-------------|
| Material | Solid resin |
| Certified conformity (CE/TÜV/WVTA) | N/A |



Tank Pad Yamaha

Protective pad for fuel tank

- Protects fuel tank from scratches from zipper rider's jacket
- Features Yamaha logo

Article number:
39P-W0790-10-00

Specifications

| | |
|------------------------------------|--|
| Material | Solid resin |
| Certified conformity (CE/TÜV/WVTA) | N/A |
| Suitable for | Most Yamaha motorcycles except the cruiser, off-road and enduro models |



City Tankbag

Tank-mounted bag for Yamaha street motorcycles

- Soft tankbag with flexible bottom and easy fixation
- 12L volume
- Includes pocket for small items such as your wallet and mobile phone
- Two map holders
- Reflective striping, rain cover included

Article number:
YME-W0750-20-00

Specifications

| | |
|------------------------------------|--|
| Certified conformity (CE/TÜV/WVTA) | N/A |
| Suitable for | Most Yamaha street motorcycles; XJR1300, FZ1, FZ8, FZ6, XJ6, TDM, MT-01, MT-03, etc. |



Touring Tankbag

Tank-mounted bag for Yamaha touring motorcycles

- Soft tankbag with flexible bottom and easy magnetic fixation
- Integrated map holder, reflective stripes on side
- Includes pocket for small items such as your wallet and mobile phone
- Includes shoulder strap, small inner bag and rain cover
- Expandable (19L to 23L) volume

Article number:
YME-W0750-10-00

Specifications

| | |
|------------------------------------|---|
| Certified conformity (CE/TÜV/WVTA) | N/A |
| Suitable for | Most Yamaha touring motorcycles; FJR models, FZ1 Fazer, Fazer8, TDM, etc. |



Rear Fender Bag

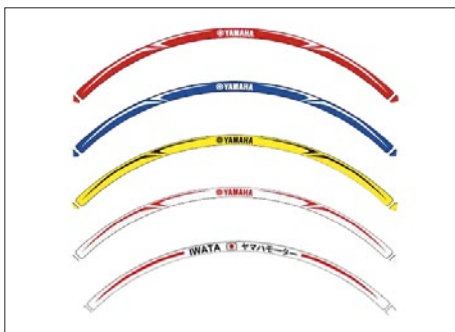
Hard cover bag for carrying extra luggage and/or documents on your bike

- Handy bag to be strapped around the passenger seat or to the (optional) rear carrier
- 6.5L volume, with integrated hand strap
- Reflective striping, rain cover included
- Easy mounting and option to fix permanently to your bike

Article number:
YME-W0755-00-00

Specifications

| | |
|------------------------------------|--------------------------------------|
| Certified conformity (CE/TÜV/WVTA) | N/A |
| Suitable for | Most Yamaha motorcycles and scooters |



Rim Sticker Set

Sticker set for the rims of 17" wheels

- Embellishes your bike into a more sportier look
- Specifically designed for Yamaha
- Available in 4 colour variations featuring the Yamaha logo and 1 colour variation featuring the Yamaha Iwata graphics
- One sticker set contains stickers for 1 wheel (2 sides, 4 parts per side)
- Suitable for 17" wheels only

Article number:

YME-W0790-RS-BL Blue

YME-W0790-RS-RD Red

YME-W0790-RS-WH White

YME-W0790-RS-YE Yellow

YME-W0790-RS-IW Iwata

Specifications

| | |
|------------------------------------|--|
| Material | Solid resin |
| Certified conformity (CE/TÜV/WVTA) | N/A |
| Mounting hardware | Not required. Application instructions included in package |
| Suitable for | Most Yamaha motorcycles with 17" wheels |



YEC-40 Battery Charger

Charger that can charge the battery of your Yamaha motorcycle, scooter, ATV, SMB and/or marine products

- Contains unique battery charging technology. Fully automatic switch mode charger that analyses the state of the battery, charges and automatically switches to maintenance charging when ready
- Designed for safety: spark-free, protected from reverse polarity connections and short-circuit proof
- Light and compact; handy and easy to store
- Specially tested and approved by Yamaha service engineers to fit our range of motorcycles, scooters, ATV, SMB and other products
- Patented method for desulphation; extends life of the battery
- Also separately available: 1) indicator plug with long cable and "traffic-light" style battery indicator
2) built-in panel plug with extra long cable to mount in the dashboard of your Yamaha
3) Indicator panel 150, a combination of the indicator plug and built-in panel plug with long cable

Article number:

YME-YEC40-EU-00 EU-plug

YME-YEC40-UK-00 UK-plug

Specifications

| | |
|------------------------------------|---|
| Type | 8 step, fully automatic switch model with pulse maintenance |
| Dimensions | 168 x 65 x 38 mm |
| Weight | 0,6 kg |
| Certified conformity (CE/TÜV/WVTA) | CE-approved |
| Battery charge capacity | 1.2-90 Ah |



YEC-8 Battery Charger

Charger that can charge the battery of your Yamaha motorcycle, scooter, ATV, SMB and/or Marine products

- Contains unique battery charging technology. Fully automatic switch mode charger that analyses the state of the battery, charges and automatically switches to maintenance charging when ready
- Designed for safety: spark-free, protected from reverse polarity connections and short-circuit proof
- Light and compact; handy and easy to store
- Specially tested and approved by Yamaha service engineers to fit our range of motorcycles, scooters, ATV, SMB and other products
- Patented method for desulphation; extends life of the battery
- Also separately available: 1) indicator plug with long cable and "traffic-light" style battery indicator
2) built-in panel plug with extra long cable to mount in the dashboard of your Yamaha
3) Indicator panel 150, a combination of the indicator plug and built-in panel plug with long cable

Article number:

YME-YEC08-EU-00 EU-plug

YME-YEC08-UK-00 UK-plug

Specifications

| | |
|------------------------------------|---|
| Type | 4 step, fully automatic switch model with pulse maintenance |
| Dimensions | 140 x 50 x 38 mm |
| Weight | 0,6 kg |
| Certified conformity (CE/TÜV/WVTA) | CE-approved |
| Battery charge capacity | 1.2-32Ah |



YEC Indicator Panel 150

Combines a battery charger built-in plug and a battery charge indicator into one

- Connects to the battery chargers YEC-8 and YEC-40
- Allows a neat, solid connection point rather than a flying lead connection
- 'Traffic light' style LED indication: green, orange, red
- 1.5 m extra long cable to allow installation of connector to almost anywhere on your bike
- Rubber grommet to keep dirt out of connector
- Equipped with an inline fuse for extra safety

Article number:

YME-YECIP-15-00

Specifications

| | |
|------------------------------------|--|
| Dimensions | 42 x 23 x 55 mm |
| Weight | ~100 gr |
| Certified conformity (CE/TÜV/WVTA) | N/A |
| Mounting hardware | Not required. Instructions for use included in package |



YEC Battery Charger Built-in Panel Plug

Smart and easy plug for connection from panel mount socket at the dashboard to the YEC-8 or YEC-40 battery chargers

- Allows a neat, solid connection point rather than a flying lead connection
- 1.5 m extra long cable to allow installation of connector to almost anywhere on your bike
- Rubber grommet to keep dirt out of connector
- Equipped with an inline fuse for extra safety

Article number:
YME-YECPA-15-00

| Specifications | |
|------------------------------------|--|
| Dimensions | 42 x 23 x 55 mm |
| Weight | ~100 gr |
| Certified conformity (CE/TÜV/WVTA) | N/A |
| Mounting hardware | Not required. Instructions for use included in package |




YEC Battery Charger Indicator

Gives instant and clear indication of the charge condition of your vehicle's battery

- Connects to the battery chargers YEC-8 and YEC-40
- 'Traffic light' style LED indication: green, orange, red
- 0.5 m long cable
- Rubber grommet to keep dirt out of connector
- Equipped with an inline fuse for extra safety

Article number:
YME-YECP-05-00


| Specifications | |
|------------------------------------|--|
| Dimensions | 55 x 20 x 15 mm |
| Weight | ~80 gr |
| Certified conformity (CE/TÜV/WVTA) | N/A |
| Mounting hardware | Not required. Instructions for use included in package |



The Yamaha Chain of Quality

Yamaha technicians are fully trained and equipped to offer the best service and advice for your Yamaha product. For this reason, Yamaha strongly recommends visiting an official Yamaha dealer for all your service requirements. Yamaha Genuine Parts & Accessories are especially developed, designed and tested for our Yamaha product range. Yamaha also recommends the use of Yamalube® our own range of high-tech lubricants, the lifeblood of Yamaha engines. They are developed to carry on working effectively, no matter where you ride. Besides functional and style accessories, Yamaha offers a range of high quality, innovative riding gear designed to keep you comfortable and protected, both on- and off-road. An extensive range of casual wear is also available.

For more information go to: www.yamaha-motor-acc.com



Always wear a helmet, eye protection and protective clothing when riding any type of powered vehicle. Yamaha encourages you to ride safely and respect fellow riders and the environment. All information in this brochure/catalogue is given for general guidance. Specifications and appearance of Yamaha products and non Yamaha branded products are subject to change without prior notice. Non Yamaha branded products as depicted in this brochure/catalogue are fully developed and produced by respected third parties. Yamaha does not guarantee the availability of the displayed products in local markets. The product range may be limited in some countries and Yamaha has the right to discontinue products without prior notice. Where applicable, prices of Yamaha products may vary according to local requirements and conditions but no rights can be obtained from these prices and information. Sizes of the apparel displayed are indicative - Yamaha recommends you to visit your local Yamaha dealer for the best fit. For further details and availability, please contact your local Yamaha dealer.